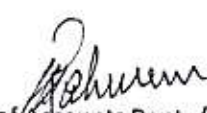



**South Bangla Agriculture and Commerce Bank Limited**  
**Balance Sheet (Un-audited)**  
**As at 30 September 2019**


	30 September 2019 Taka	31 December 2018 Taka
<b>PROPERTY AND ASSETS</b>		
<b>Cash</b>		
Cash in hand (Including foreign currencies)	794,104,101	546,096,482
Balance with Bangladesh Bank and its agent bank(s)	3,350,363,261	3,542,292,096
	<b>4,144,467,362</b>	<b>4,088,388,578</b>
<b>Balance with other banks and financial institutions</b>		
In Bangladesh	6,394,474,101	6,693,349,087
Outside Bangladesh	620,405,246	345,496,114
	<b>7,014,879,347</b>	<b>7,038,845,201</b>
<b>Money at call and short notice</b>		
		80,000,000
<b>Investments</b>		
Government	11,169,120,844	7,032,555,300
Others	269,050	-
	<b>11,169,389,894</b>	<b>7,032,555,300</b>
<b>Loans and advances</b>		
Loans, cash credits, overdrafts etc.	52,321,737,948	49,072,696,441
Bills purchased & discounted	1,393,582,391	1,182,244,003
	<b>53,715,320,338</b>	<b>50,254,940,444</b>
<b>Fixed assets including land, buildings, furniture and fixtures</b>		
Other assets	444,700,214	456,893,760
Non-banking assets	1,270,374,287	1,709,684,983
	<b>1,715,074,501</b>	<b>2,166,578,743</b>
<b>TOTAL ASSETS</b>	<b>77,759,131,444</b>	<b>70,661,308,265</b>
<b>LIABILITIES AND CAPITAL</b>		
<b>Liabilities</b>		
Borrowings from other banks, financial institutions and agents	1,821,396,630	801,154,383
<b>Deposits and other accounts</b>		
Current deposits and other accounts	5,303,290,498	4,747,675,498
Short notice deposits	2,883,548,098	2,140,632,984
Bills payable	1,451,100,903	1,651,823,035
Savings bank deposits	3,846,804,127	2,758,438,251
Fixed deposits	42,010,465,369	41,543,319,087
Term deposits	9,391,329,196	6,462,443,267
	<b>64,886,538,192</b>	<b>59,304,332,121</b>
Subordinated bonds		
Other liabilities	3,000,461,472	3,126,109,849
<b>Total liabilities</b>	<b>69,708,396,293</b>	<b>63,231,596,353</b>
<b>Shareholders' equity</b>		
Paid up capital	6,224,050,160	5,658,227,420
Statutory reserve	1,126,907,844	1,126,907,844
General reserve	-	-
Other reserves (revaluation reserve on Govt. Securities)	13,364,049	61,948,106
Current year's profit	669,607,296	-
Retained earnings	16,805,802	582,628,542
<b>Total shareholders' equity</b>	<b>8,050,735,151</b>	<b>7,429,711,912</b>
<b>TOTAL LIABILITIES AND SHAREHOLDERS' EQUITY</b>	<b>77,759,131,444</b>	<b>70,661,308,265</b>


  
Head of Accounts Dept. / CFO

  
Managing Director & CEO

**South Bangla Agriculture and Commerce Bank Limited**  
**Balance Sheet (Un-audited)**  
**As at 30 September 2019**

	30 September 2019	31 December 2018
	Taka	Taka
<b>PROPERTY AND ASSETS</b>		
<b>Cash</b>		
Cash in hand (Including foreign currencies)	794,104,101	546,096,482
Balance with Bangladesh Bank and its agent bank(s)	3,350,363,261	3,542,292,096
	<b>4,144,467,362</b>	<b>4,088,388,578</b>
<b>Balance with other banks and financial institutions</b>		
In Bangladesh	6,394,474,101	6,693,349,087
Outside Bangladesh	620,405,246	345,496,114
	<b>7,014,879,347</b>	<b>7,038,845,201</b>
<b>Money at call and short notice</b>	-	80,000,000
<b>Investments</b>		
Government	11,169,120,844	7,032,555,300
Others	269,050	-
	<b>11,169,389,894</b>	<b>7,032,555,300</b>
<b>Loans and advances</b>		
Loans, cash credits, overdrafts etc.	52,321,737,948	49,072,696,441
Bills purchased & discounted	1,393,582,391	1,182,244,003
	<b>53,715,320,338</b>	<b>50,254,940,444</b>
<b>Fixed assets including land, buildings, furniture and fixtures</b>	444,700,214	456,893,760
<b>Other assets</b>	1,270,374,287	1,709,684,983
<b>Non-banking assets</b>	-	-
<b>TOTAL ASSETS</b>	<b>77,759,131,444</b>	<b>70,661,308,265</b>
<b>LIABILITIES AND CAPITAL</b>		
<b>Liabilities</b>		
Borrowings from other banks, financial Institutions and agents	1,821,396,630	801,154,383
<b>Deposits and other accounts</b>		
Current deposits and other accounts	5,303,290,498	4,747,675,498
Short notice deposits	2,883,548,098	2,140,632,984
Bills payable	1,451,100,903	1,651,823,035
Savings bank deposits	3,846,804,127	2,758,438,251
Fixed deposits	42,010,465,369	41,543,319,087
Term deposits	9,391,329,196	6,462,443,267
	<b>64,886,538,192</b>	<b>59,304,332,121</b>
Subordinated bonds	-	-
Other liabilities	3,000,461,472	3,126,109,849
<b>Total liabilities</b>	<b>69,708,396,293</b>	<b>63,231,596,353</b>
<b>Shareholders' equity</b>		
Paid up capital	6,224,050,160	5,658,227,420
Statutory reserve	1,126,907,844	1,126,907,844
General reserve	-	-
Other reserves (revaluation reserve on Govt. Securities)	13,364,049	61,948,106
Current year's profit	669,607,296	-
Retained earnings	16,805,802	582,628,542
<b>Total shareholders' equity</b>	<b>8,050,735,151</b>	<b>7,429,711,912</b>
<b>TOTAL LIABILITIES AND SHAREHOLDERS' EQUITY</b>	<b>77,759,131,444</b>	<b>70,661,308,265</b>

  
Head of Accounts Dept. / CFO

  
Managing Director & CEO

**South Bangla Agriculture and Commerce Bank Limited**  
**Balance Sheet (Un-audited)**  
**As at 30 September 2019**

	30 September 2019 Taka	31 December 2018 Taka
<b>OFF-BALANCE SHEET ITEMS</b>		
<b>Contingent liabilities</b>		
Acceptance and endorsements	3,056,969,488	3,321,578,348
Letters of guarantee	6,798,865,484	4,195,413,693
Irrevocable letters of credit	3,865,682,859	3,565,011,412
Bills for collection	2,305,459,233	922,763,554
	<b>16,026,977,064</b>	<b>12,004,767,007</b>
<b>Other contingent liabilities</b>		
Bangladesh sahchayapatra in hand	-	-
Travelers' cheques in hand	-	-
	-	-
<b>Total contingent liabilities</b>	<b>16,026,977,064</b>	<b>12,004,767,007</b>
<b>Other commitments</b>		
Lease rental commitments	-	-
Documentary credits and short term trade-related transactions	-	-
Forward assets purchased and forward deposits placed	-	-
Undrawn note issuance and revolving facilities	-	-
Undrawn formal standby facilities, credit lines and other commitments	-	-
Spot and forward foreign exchange rate contracts	-	-
other exchange contracts	-	-
	-	-
Claims against the Bank not acknowledged as debt	-	-
	-	-
<b>Total Off-Balance Sheet Items (Including Contingent Liabilities)</b>	<b>16,026,977,064</b>	<b>12,004,767,007</b>

  
Head of Accounts Dept. / CFO

  
Managing Director & CEO



**South Bangla Agriculture and Commerce Bank Limited**  
**Profit and Loss Account (Un-audited)**  
**For the period ended 30 September 2019**

	From 01 January 2019 to 30 September 2019	From 01 January 2018 to 30 September 2018
	Taka	Taka
Interest income	5,324,915,569	4,671,312,895
Less: Interest paid on deposit and borrowings	3,494,354,245	2,851,054,194
<b>Net interest income</b>	<b>1,830,561,324</b>	<b>1,820,258,701</b>
Investment income	591,647,841	547,114,917
Commission, exchange and brokerage	345,698,405	295,526,731
Other operating income	66,066,833	66,530,405
	1,003,413,079	909,172,052
<b>Total operating income</b>	<b>2,833,974,404</b>	<b>2,729,430,754</b>
Salary and allowances	808,061,445	644,281,353
Rent, taxes, insurance, electricity etc.	260,404,019	284,162,878
Legal & professional expenses	1,798,414	1,357,679
Postage, stamp, telecommunication etc.	10,045,649	20,983,630
Stationery, printing, advertisement etc.	33,233,952	24,443,652
Managing Director's salary and allowances	8,280,000	9,080,000
Directors' fees and other benefits	1,560,000	1,288,000
Audit fees	-	-
Repairs, maintenance and depreciation	102,637,559	112,358,511
Other expenses	334,728,217	350,833,925
<b>Total operating expenses</b>	<b>1,560,749,254</b>	<b>1,448,789,628</b>
<b>Profit before provision</b>	<b>1,273,225,150</b>	<b>1,280,641,126</b>
<b>Provision for loans and advances</b>		
Specific provision	88,143,271	288,633,462
General provision (Including Off-Balance Sheet items)	38,015,149	(47,720,832)
Provisions for diminution in value of investment	-	-
	126,158,420	240,912,630
Other Provision	-	-
<b>Total provision</b>	<b>126,158,420</b>	<b>240,912,630</b>
<b>Profit before taxes</b>	<b>1,147,066,729</b>	<b>1,039,728,496</b>
Provision for taxation	477,459,432	480,240,422
Deferred taxes (income)/ expenses	-	-
	477,459,432	480,240,422
<b>Net profit after taxation</b>	<b>669,607,297</b>	<b>559,488,074</b>
<b>Earning per share (Annualized)</b>	<b>1.43</b>	<b>1.20</b>

  
Head of Accounts Dept. / CFO

  
Managing Director & CEO

**South Bangla Agriculture and Commerce Bank Limited**  
**Cash Flow Statement (Un-audited)**  
**For the period ended 30 September 2019**

	From 01 January 2019 to 30 September 2019	From 01 January 2018 to 30 September 2018
	Taka	Taka
<b>A) Cash flows from operating activities</b>		
Interest received	5,323,033,067	4,654,581,602
Interest paid	(2,959,635,991)	(2,414,465,902)
Dividend Received	-	-
Gain on Sale of Shares	455,854	-
Income from investment	494,660,333	492,063,837
Fees, commission, exchange & brokerage	345,698,405	295,526,731
Cash paid to employees	(816,341,445)	(653,361,353)
Cash paid to suppliers	(210,673,999)	(297,371,459)
Income taxes paid	(507,882,016)	(495,108,740)
Received from other operating activities	66,066,833	66,530,405
Paid for other operating activities	(347,010,897)	(358,385,729)
<b>Operating profit before changes in operating assets and liabilities</b>	<b>1,388,370,145</b>	<b>1,290,009,392</b>
<b>Increase / (decrease) in operating assets &amp; liabilities</b>		
Changes in trading securities	(269,050)	-
Loans and advances to other banks	-	-
Loans and advances to customers	(3,460,379,894)	(3,187,676,485)
Other assets	(70,431,776)	(76,141,803)
Deposits from other Banks	-	-
Deposits from customers	5,048,071,442	2,809,806,906
Other liabilities	293,179,167	86,522,782
	<b>1,810,169,888</b>	<b>(367,488,600)</b>
<b>Net cash received from operating activities</b>	<b>3,198,540,034</b>	<b>922,520,792</b>
<b>B) Cash flows from investing activities</b>		
Changes in non-trading securities	-	-
Changes in Government securities	(48,584,057)	88,817,215
Purchase of property, plant and equipment	(81,519,748)	(69,438,349)
Sale proceeds of fixed assets	-	-
<b>Net cash used in investing activities</b>	<b>(130,103,805)</b>	<b>19,378,866</b>
<b>C) Cash flows from financing activities</b>		
Borrowing from other banks, financial institutions and agents	1,020,242,247	1,902,506,499
Share capital	-	-
<b>Net cash received from financing activities</b>	<b>1,020,242,247</b>	<b>1,902,506,499</b>
<b>D) Net increase / (decrease) in cash and cash -equivalents (A+B+C)</b>	<b>4,088,678,475</b>	<b>2,844,406,157</b>
<b>E) Effects of exchange rate changes on cash and cash -equivalents</b>	<b>-</b>	<b>-</b>
<b>F) Cash and cash -equivalents at beginning of the period</b>	<b>18,239,789,079</b>	<b>14,062,690,793</b>
<b>G) Cash and cash -equivalents at end of the period (D+E+F)</b>	<b>22,328,467,554</b>	<b>16,907,096,950</b>
<b>Cash and cash -equivalents at end of the period</b>		
Cash in hand (including foreign currencies)	794,104,101	636,994,751
Balances with Bangladesh Bank and its agent bank(s)	3,350,363,261	2,949,039,095
Balances with other banks and financial institutions	7,014,879,347	7,096,902,708
Money at call and short notice	-	-
Reverse repo	-	-
Government Securities	11,169,120,844	6,224,160,397
	<b>22,328,467,554</b>	<b>16,907,096,950</b>

  
Head of Accounts Dept. / CFO

  
Managing Director & CEO

**South Bangla Agriculture and Commerce Bank Limited**  
**Statement of Changes in Equity (Un-audited)**  
**For the period ended 30 September 2019**

Particulars	Paid Up Capital	Statutory Reserve	General Reserve	Other Reserve	Retained Earnings	Total
Balance as on 01 January 2018	5,658,227,420	1,126,907,844	-	61,948,106	582,628,542	7,429,711,912
Net profit for the period	-	-	-	-	669,607,296	669,607,296
Revaluation of Govt. Treasury bills, bonds and other Investments	-	-	-	(48,584,057)	-	(48,584,057)
Issue of Bonus Shares	565,822,740	-	-	-	(565,822,740)	-
Balance as on 30 September 2019	6,224,050,160	1,126,907,844	-	13,364,049	686,413,098	8,050,735,151
Balance as on 30 September 2018	4,985,222,400	798,663,282	-	139,632,686	1,263,779,061	7,187,297,430

Head of Accounts Dept. / CFO



Managing Director & CEO

